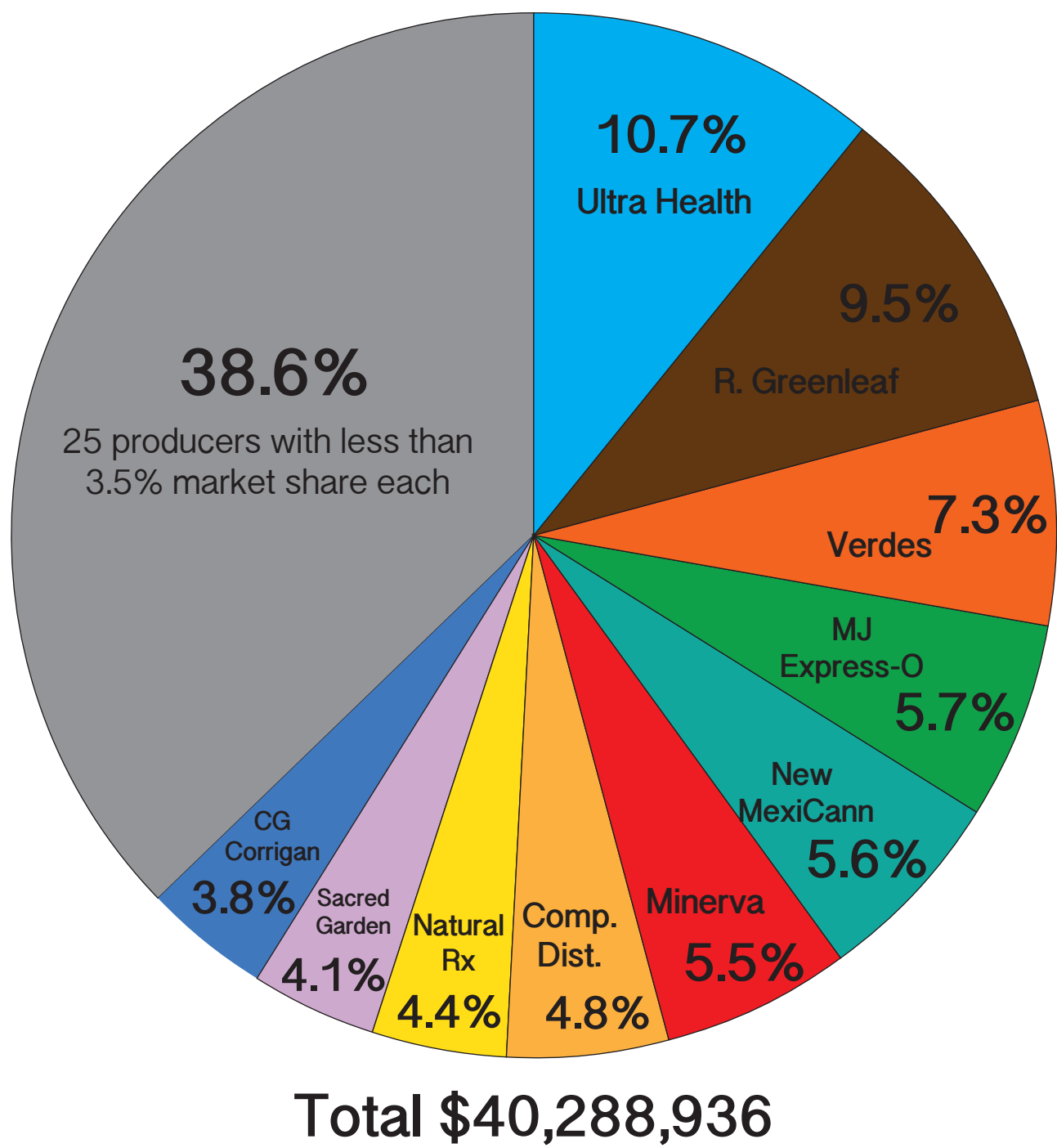


NM Medical Cannabis Program

First Six Months 2017 Highlights

Market share



Top Five \$ Providers

| | |
|-----------------|-------------|
| 1. Ultra Health | \$4,319,074 |
| 2. R. Greenleaf | \$3,842,498 |
| 3. Verdes | \$2,950,756 |
| 4. MJ-Expresso | \$2,305,151 |
| 5. New MexiCann | \$2,272,854 |

Top Five % Gainers*

| | |
|------------------------------|-------|
| 1. Ultra Health | +130% |
| 2. MJ Express-O | +123% |
| 3. R. Greenleaf | +113% |
| 4. Healthy Education Society | +98% |
| 5. Fruit of the Earth | +63% |

Bottom Five % Gainers*

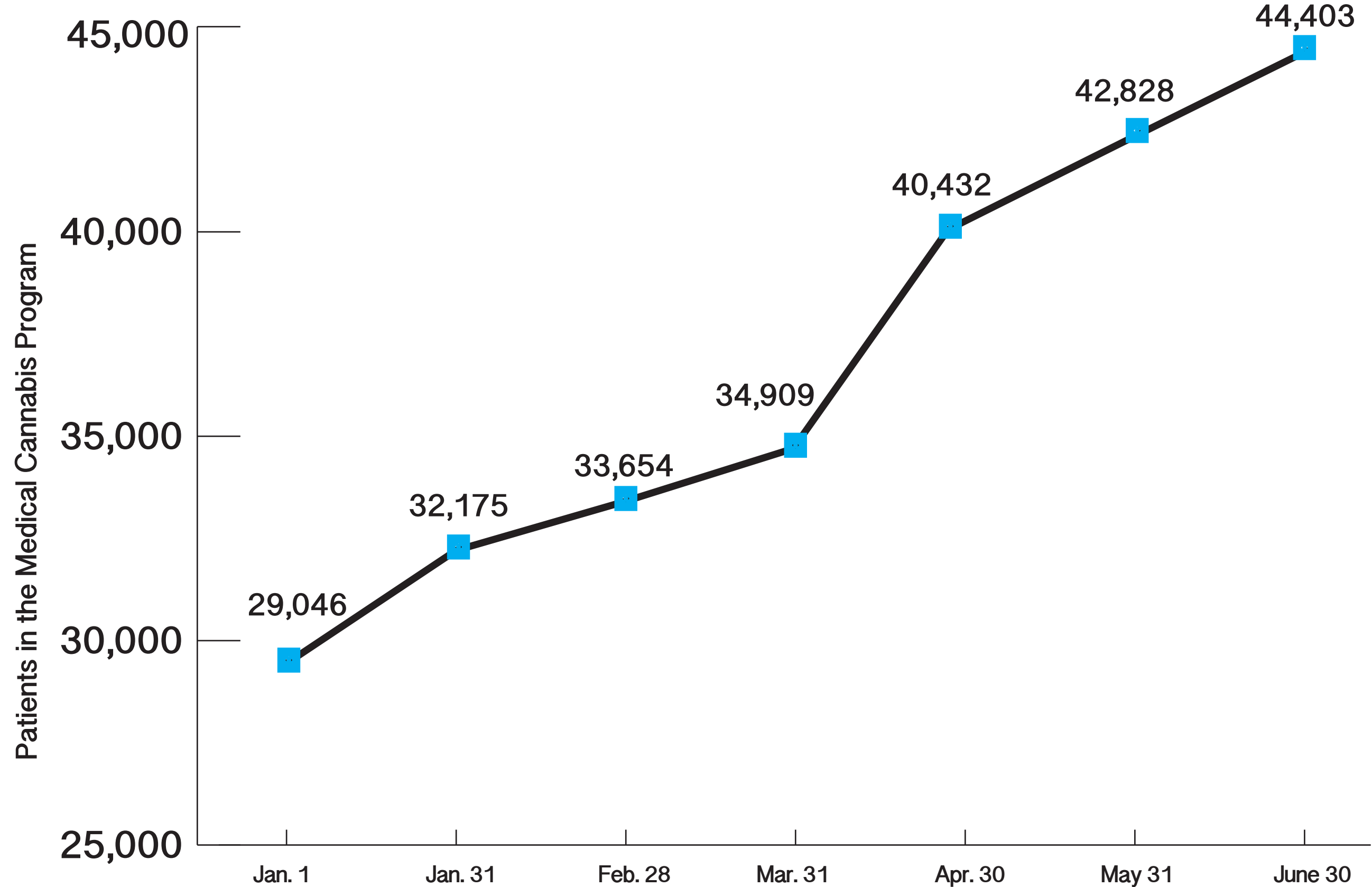
| | |
|----------------------|------|
| 1. Medzen | -13% |
| 2. SWOP | -12% |
| 3. Cannaceutics | +11% |
| 4. NM Alternative | +13% |
| 5. Sandia Botanicals | +14% |

Bottom Five \$ Providers


| | |
|------------------|-----------|
| 1. Kure | \$0 |
| 2. Grassroots Rx | \$68,566 |
| 3. Best Daze | \$151,407 |
| 4. Budding Hope | \$183,850 |
| 5. Keyway | \$319,027 |

*Only producers with sales more than \$50,000 per month in 2016 and 2017

Patient growth for first six months of 2017



↑ 53%
+15,357



New patients added to the program since January 1, 2017

Available plants per patient



1/3 single plant
per patient

↓ 40%

decrease from
2016 to 2017

Provided by:



Ultra Health®